

### ■ FEATURES

- Designed for the Appliance Industry and Heating, Ventilating and Air-Conditioning
- Switching Capacity up to 30A & inexpensive
- It is offered as an open, dust cover and sealed type
- UL File No. E147052
- CSA File No. LR76479-1



### ■ COIL RATING (at 20°C)

| Nominal Voltage (VDC) | Coil Resistance ( $\Omega \pm 10\%$ ) | Pick-Up Voltage (VDC) | Drop-Out Voltage (VDC) | Nominal Power (W) Consumption |
|-----------------------|---------------------------------------|-----------------------|------------------------|-------------------------------|
| 5                     | 27                                    | 3.75                  | 0.5                    | 0.93                          |
| 6                     | 40                                    | 4.50                  | 0.6                    | 0.90                          |
| 9                     | 97                                    | 6.75                  | 0.9                    | 0.84                          |
| 12                    | 155                                   | 9.00                  | 1.2                    | 0.93                          |
| 15                    | 256                                   | 11.25                 | 1.5                    | 0.88                          |
| 18                    | 380                                   | 13.50                 | 1.8                    | 0.85                          |
| 24                    | 660                                   | 18.00                 | 2.4                    | 0.87                          |
| 48                    | 2560                                  | 36.00                 | 4.8                    | 0.97                          |

### ■ ORDERING INFORMATION

- BS-901CS-12VDC

| Model No. | Contact Arrangement        | Protection                               | Coil Voltage    |
|-----------|----------------------------|--|-----------------|
| BS-901    | A: 1 Form A<br>C: 1 Form C | Nil : Open<br>C: Dust Cover<br>S: Sealed | See Coil Rating |

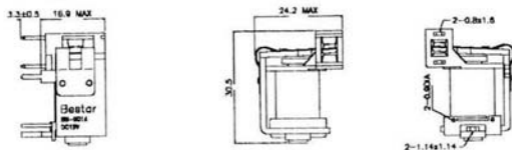
## ■ SPECIFICATIONS

|                                  |                |  |  |
|----------------------------------|----------------|--|--|
| Model No.                        |                | BS-901                                     |  |
| Contact Arrangement              |                | 1 Form A                                   | 1 Form C   |
| Contact Material                 |                | Silver Alloy                               |  |
| Contact Rating                   | Resistive Load | 30A 240VAC<br>30A 28VDC                    | NO:20A 240VAC<br>NC:15A 28VDC                                  |
|                                  | Motor Load     | 2HP 240VAC<br>1HP 120VAC                   | NO:2HP 240VAC<br>1HP 120VAC<br>NC:1/2HP 240VAC<br>1/4HP 120VAC |
| Contact Resistance               |                | Max. 100mΩ (initial)                       |  |
| Max. Switching Current           |                | 30A  | 20A  |
| Max. Switching Voltage           |                | 240VAC, 30VDC                              |  |
| Min. Switching Load              |                | 1A 5VDC, or 12VDC                          |  |
| Insulation Resistance            |                | Min. 100MΩ at 500VDC                       |  |
| Dielectric Strength              |                |  |  |
| Between Coil & Contact           |                | 1500VAC 50 HZ/60 HZ ( 1 minute )           |  |
| Between Contacts                 |                | 1500VAC 50 HZ/60 HZ ( 1 minute )           |  |
| Operate Time                     |                | Max. 15mSec.                               |  |
| Release Time                     |                | Max. 10mSec.                               |  |
| Ambient Temperature              |                | -55°C ~ +85°C                              |  |
| Vibration Resistance (Endurance) |                | 1.0mm D.A. 10-55HZ                         |  |
| Shock Resistance                 |                | Unerror 10G                                |  |
| Mechanical Life                  |                | 10,000,000 Operations ( no load )          |  |
| Electrical Life                  |                | 100,000 Operations ( at rated load )       |  |
| Weight                           |                | Approx. 20g (Open type), 25g (Sealed type) |  |

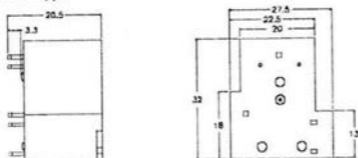
## BS-901

## DIMENSIONS (in mm)

## \*Open Type



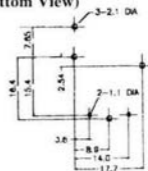
## \*Sealed Type

WIRING DIAGRAM  
(Bottom View)

1 Form A



1 Form C

DRILLING PLAN (in mm)  
(Bottom View)TOLERANCE:  $\pm 0.1$